

# WOODY CREEK METROPOLITAN DISTRICT 2024 Drinking Water Quality Report

## Covering Data For Calendar Year 2023

*Public Water System ID:* CO0149852

**Esta es información importante. Si no la pueden leer, necesitan que alguien se la traduzca.**

We are pleased to present to you this year's water quality report. Our constant goal is to provide you with a safe and dependable supply of drinking water. Please contact DON MCALLISTER at 720-363-9818 with any questions or for public participation opportunities that may affect water quality.

### **General Information**

All drinking water, including bottled water, may reasonably be expected to contain at least small amounts of some contaminants. The presence of contaminants does not necessarily indicate that the water poses a health risk. More information about contaminants and potential health effects can be obtained by calling the Environmental Protection Agency's Safe Drinking Water Hotline (1-800-426-4791) or by visiting [epa.gov/ground-water-and-drinking-water](https://epa.gov/ground-water-and-drinking-water).

Some people may be more vulnerable to contaminants in drinking water than the general population. Immunocompromised persons such as persons with cancer undergoing chemotherapy, persons who have undergone organ transplants, people with HIV-AIDS or other immune system disorders, some elderly, and infants can be particularly at risk of infections. These people should seek advice about drinking water from their health care providers. For more information about contaminants and potential health effects, or to receive a copy of the U.S. Environmental Protection Agency (EPA) and the U.S. Centers for Disease Control (CDC) guidelines on appropriate means to lessen the risk of infection by Cryptosporidium and microbiological contaminants call the EPA Safe Drinking Water Hotline at (1-800-426-4791).

The sources of drinking water (both tap water and bottled water) include rivers, lakes, streams, ponds, reservoirs, springs, and wells. As water travels over the surface of the land or through the ground, it dissolves naturally occurring minerals and, in some cases, radioactive material, and can pick up substances resulting from the presence of animals or from human activity. Contaminants that may be present in source water include:

- Microbial contaminants:** viruses and bacteria that may come from sewage treatment plants, septic systems, agricultural livestock operations, and wildlife.
- Inorganic contaminants:** salts and metals, which can be naturally-occurring or result from urban storm water runoff, industrial or domestic wastewater discharges, oil and gas production, mining, or farming.
- Pesticides and herbicides:** may come from a variety of sources, such as agriculture, urban storm water runoff, and residential uses.
- Radioactive contaminants:** can be naturally occurring or be the result of oil and gas production and mining activities.
- Organic chemical contaminants:** including synthetic and volatile organic chemicals, which are byproducts of industrial processes and petroleum production, and also may come from gas stations, urban storm water runoff, and septic systems.

In order to ensure that tap water is safe to drink, the Colorado Department of Public Health and Environment prescribes

regulations limiting the amount of certain contaminants in water provided by public water systems. The Food and Drug Administration regulations establish limits for contaminants in bottled water that must provide the same protection for public health.

### **Lead in Drinking Water**

Lead can cause serious health problems, especially for pregnant women and young children. Lead in drinking water is primarily from materials and components associated with service lines and home plumbing. We are responsible for providing high quality drinking water and removing lead pipes, but cannot control the variety of materials used in plumbing components in your home. You share the responsibility for protecting yourself and your family from the lead in your home plumbing. You can take responsibility by identifying and removing lead materials within your home plumbing and taking steps to reduce your family's risk. Before drinking tap water, flush your pipes for several minutes by running your tap, taking a shower, doing laundry or a load of dishes. You can also use a filter certified by an American National Standards Institute accredited certifier to reduce lead in drinking water. If you are concerned about lead in your water and wish to have your water tested, contact DON MCALLISTER at 720-363-9818. Information on lead in drinking water, testing methods, and steps you can take to minimize exposure is available at [epa.gov/safewater/lead](https://epa.gov/safewater/lead).

### **Source Water Assessment and Protection (SWAP)**

The Colorado Department of Public Health and Environment may have provided us with a Source Water Assessment Report for our water supply. For general information or to obtain a copy of the report please visit [wqcdcompliance.com/ccr](https://wqcdcompliance.com/ccr). The report is located under "Guidance: Source Water Assessment Reports". Search the table using our system name or ID, or by contacting DON MCALLISTER at 720-363-9818. The Source Water Assessment Report provides a screening-level evaluation of potential contamination that *could* occur. It *does not* mean that the contamination *has or will* occur. We can use this information to evaluate the need to improve our current water treatment capabilities and prepare for future contamination threats. This can help us ensure that quality finished water is delivered to your homes. In addition, the source water assessment results provide a starting point for developing a source water protection plan. Potential sources of contamination in our source water area are listed on the next page. Please contact us to learn more about what you can do to help protect your drinking water sources, any questions about the Drinking Water Quality Report, to learn more about our system, or to attend scheduled public meetings. We want you, our valued customers, to be informed about the services we provide and the quality water we deliver to you every day.

## Our Water Sources

<u>Sources (Water Type - Source Type)</u>	<u>Potential Source(s) of Contamination</u>
WELL NO 1 (Groundwater-Well)	High Intensity Residential, Low Intensity Residential, Evergreen Forest, Road Miles

### Terms and Abbreviations

- **Maximum Contaminant Level (MCL)** – The highest level of a contaminant allowed in drinking water.
- **Treatment Technique (TT)** – A required process intended to reduce the level of a contaminant in drinking water.
- **Health-Based** – A violation of either a MCL or TT.
- **Non-Health-Based** – A violation that is not a MCL or TT.
- **Action Level (AL)** – The concentration of a contaminant which, if exceeded, triggers treatment and other regulatory requirements.
- **Maximum Residual Disinfectant Level (MRDL)** – The highest level of a disinfectant allowed in drinking water. There is convincing evidence that addition of a disinfectant is necessary for control of microbial contaminants.
- **Maximum Contaminant Level Goal (MCLG)** – The level of a contaminant in drinking water below which there is no known or expected risk to health. MCLGs allow for a margin of safety.
- **Maximum Residual Disinfectant Level Goal (MRDLG)** – The level of a drinking water disinfectant, below which there is no known or expected risk to health. MRDLGs do not reflect the benefits of the use of disinfectants to control microbial contaminants.
- **Violation (No Abbreviation)** – Failure to meet a Colorado Primary Drinking Water Regulation.
- **Formal Enforcement Action (No Abbreviation)** – Escalated action taken by the State (due to the risk to public health, or number or severity of violations) to bring a non-compliant water system back into compliance.
- **Variance and Exemptions (V/E)** – Department permission not to meet a MCL or treatment technique under certain conditions.
- **Gross Alpha (No Abbreviation)** – Gross alpha particle activity compliance value. It includes radium-226, but excludes radon 222, and uranium.
- **Picocuries per liter (pCi/L)** – Measure of the radioactivity in water.
- **Nephelometric Turbidity Unit (NTU)** – Measure of the clarity or cloudiness of water. Turbidity in excess of 5 NTU is just noticeable to the typical person.
- **Compliance Value (No Abbreviation)** – Single or calculated value used to determine if regulatory contaminant level (e.g. MCL) is met. Examples of calculated values are the 90<sup>th</sup> Percentile, Running Annual Average (RAA) and Locational Running Annual Average (LRAA).
- **Average (x-bar)** – Typical value.
- **Range (R)** – Lowest value to the highest value.
- **Sample Size (n)** – Number or count of values (i.e. number of water samples collected).
- **Parts per million = Milligrams per liter (ppm = mg/L)** – One part per million corresponds to one minute in two years or a single penny in \$10,000.
- **Parts per billion = Micrograms per liter (ppb = ug/L)** – One part per billion corresponds to one minute in 2,000 years, or a single penny in \$10,000,000.
- **Not Applicable (N/A)** – Does not apply or not available.
- **Level 1 Assessment** – A study of the water system to identify potential problems and determine (if possible) why total coliform bacteria have been found in our water system.
- **Level 2 Assessment** – A very detailed study of the water system to identify potential problems and determine (if possible) why an E. coli MCL violation has occurred and/or why total coliform bacteria have been found in our water system on multiple occasions.

### Detected Contaminants

WOODY CREEK METROPOLITAN DISTRICT routinely monitors for contaminants in your drinking water according to Federal and State laws. The following table(s) show all detections found in the period of January 1 to December 31, 2023 unless otherwise noted. The State of Colorado requires us to monitor for certain contaminants less than once per year because the concentrations of these contaminants are not expected to vary significantly from year to year, or the system is not considered vulnerable to this type of

contamination. Therefore, some of our data, though representative, may be more than one-year-old. Violations and Formal Enforcement Actions, if any, are reported in the next section of this report.

**Note:** Only detected contaminants sampled within the last 5 years appear in this report. If no tables appear in this section, then no contaminants were detected in the last round of monitoring.

Disinfectants Sampled in the Distribution System						
<b>TT Requirement:</b> At least 95% of samples per period (month or quarter) must be at least 0.2 ppm <b><i>OR</i></b> If sample size is less than 40 no more than 1 sample is below 0.2 ppm <b>Typical Sources:</b> Water additive used to control microbes						
Disinfectant Name	Time Period	Results	Number of Samples Below Level	Sample Size	TT Violation	MRDL
Chlorine	December, 2023	Lowest period percentage of samples meeting TT requirement: 100%	0	1	No	4.0 ppm

Lead and Copper Sampled in the Distribution System								
Contaminant Name	Time Period	90 <sup>th</sup> Percentile	Sample Size	Unit of Measure	90 <sup>th</sup> Percentile AL	Sample Sites Above AL	90 <sup>th</sup> Percentile AL Exceedance	Typical Sources
Copper	09/23/2021 to 09/29/2021	0.13	5	ppm	1.3	0	No	Corrosion of household plumbing systems; Erosion of natural deposits
Lead	09/23/2021 to 09/29/2021	1.6	5	ppb	15	0	No	Corrosion of household plumbing systems; Erosion of natural deposits

Disinfection Byproducts Sampled in the Distribution System									
Name	Year	Average	Range Low – High	Sample Size	Unit of Measure	MCL	MCLG	MCL Violation	Typical Sources
Total Haloacetic Acids (HAA5)	2023	3.6	3.6 to 3.6	1	ppb	60	N/A	No	Byproduct of drinking water disinfection
Total Trihalomethanes (TTHM)	2023	9.3	9.3 to 9.3	1	ppb	80	N/A	No	Byproduct of drinking water disinfection

Radionuclides Sampled at the Entry Point to the Distribution System									
Contaminant Name	Year	Average	Range Low – High	Sample Size	Unit of Measure	MCL	MCLG	MCL Violation	Typical Sources
Gross Alpha	2019	2.42	2.42 to 2.42	1	pCi/L	15	0	No	Erosion of natural deposits
Combined Uranium	2019	3.1	3.1 to 3.1	1	ppb	30	0	No	Erosion of natural deposits

Inorganic Contaminants Sampled at the Entry Point to the Distribution System									
Contaminant Name	Year	Average	Range Low – High	Sample Size	Unit of Measure	MCL	MCLG	MCL Violation	Typical Sources
Barium	2022	0.12	0.12 to 0.12	1	ppm	2	2	No	Discharge of drilling wastes; discharge from metal refineries; erosion of natural deposits
Fluoride	2022	0.2	0.2 to 0.2	1	ppm	4	4	No	Erosion of natural deposits; water additive which promotes strong teeth; discharge from fertilizer and aluminum factories
Nitrate	2023	0.4	0.4 to 0.4	1	ppm	10	10	No	Runoff from fertilizer use; leaching from septic tanks, sewage; erosion of natural deposits

**Secondary Contaminants\*\***

\*\*Secondary standards are non-enforceable guidelines for contaminants that may cause cosmetic effects (such as skin, or tooth discoloration) or aesthetic effects (such as taste, odor, or color) in drinking water.

Contaminant Name	Year	Average	Range Low – High	Sample Size	Unit of Measure	Secondary Standard
Sodium	2022	10.1	10.1 to 10.1	1	ppm	N/A
Total Dissolved Solids	2019	267	267 to 267	1	ppm	500

**Violations, Significant Deficiencies, and Formal Enforcement Actions**

**Health-Based Violations**

**Maximum contaminant level (MCL) violations:** Test results for this contaminant show that the level was too high for the time period shown. Please read the information shown below about potential health effects for vulnerable populations. This is likely the same violation that we told you about in a past notice. We are evaluating, or we already completed an evaluation, to find the best way to reduce or remove the contaminant. If the solution will take an extended period of time, we will keep you updated with quarterly notices.

**Treatment technique (TT) violations:** We failed to complete an action that could affect water quality. Please read the information shown below about potential health effects for vulnerable populations. This is likely the same violation that we told you about in a past notice. We were required to meet a minimum operation/treatment standard, we were required to make upgrades to our system, or we were required to evaluate our system for potential sanitary defects, and we failed to do so in the time period shown below. If the solution will take an extended period of time, we will keep you updated with quarterly notices.

Name	Description	Time Period	Health Effects	Compliance Value	TT Level or MCL
CROSS CONNECTION RULE	FAILURE TO MEET CROSS CONNECTION CONTROL AND/OR BACKFLOW PREVENTION REQUIREMENTS - M614	10/25/2023 - 10/25/2023	We have an inadequate backflow prevention and cross-connection control program. Uncontrolled cross connections can lead to inadvertent contamination of the drinking water. This is due to one or more of the following: We have permitted an uncontrolled cross connection, AND/OR we have installed or permitted an uncontrolled cross connection, AND/OR we failed to comply with the requirements for surveying our system for cross connections, AND/OR we failed to complete	N/A	N/A

**Health-Based Violations**

**Maximum contaminant level (MCL) violations:** Test results for this contaminant show that the level was too high for the time period shown. Please read the information shown below about potential health effects for vulnerable populations. This is likely the same violation that we told you about in a past notice. We are evaluating, or we already completed an evaluation, to find the best way to reduce or remove the contaminant. If the solution will take an extended period of time, we will keep you updated with quarterly notices.

**Treatment technique (TT) violations:** We failed to complete an action that could affect water quality. Please read the information shown below about potential health effects for vulnerable populations. This is likely the same violation that we told you about in a past notice. We were required to meet a minimum operation/treatment standard, we were required to make upgrades to our system, or we were required to evaluate our system for potential sanitary defects, and we failed to do so in the time period shown below. If the solution will take an extended period of time, we will keep you updated with quarterly notices.

Name	Description	Time Period	Health Effects	Compliance Value	TT Level or MCL
			the testing requirements for backflow prevention devices or methods, AND/OR we failed to notify the State Health Dept of a backflow contamination event.		

**Additional Violation Information**

Please share this information with all the other people who drink this water, especially those who may not have received this notice directly (for example, people in apartments, nursing homes, schools, and businesses). You can do this by posting this notice in a public place or distributing copies by hand or mail.

Describe the steps taken to resolve the violation(s), and the anticipated resolution date:

A back flow report schedule has been established and is being led by Adrian Aguilar of Highcountry Utilities. Each year in may the necessary testing will be completed and results will be kept on sight for a minimum of three years to be compliant with the states requirements. This is currently resolved as

**Non-Health-Based Violations**

These violations do not usually mean that there was a problem with the water quality. If there had been, we would have notified you immediately. We missed collecting a sample (water quality is unknown), we reported the sample result after the due date, or we did not complete a report/notice by the required date.

Name	Description	Time Period
TOTAL COLIFORM	FAILURE TO MONITOR AND/OR REPORT	10/01/2023 - 10/31/2023
RECORDS	INADEQUATE RECORD KEEPING - R520	10/25/2023 - 12/11/2023
PUBLIC NOTICE	FAILURE TO NOTIFY THE PUBLIC/CONSUMERS	11/25/2023 - 12/29/2023
CROSS CONNECTION RULE	FAILURE TO MEET CROSS CONNECTION CONTROL AND/OR BACKFLOW PREVENTION REQUIREMENTS - M613	10/25/2023 - 10/25/2023
CHLORINE	FAILURE TO MONITOR AND/OR REPORT	10/01/2023 - 10/31/2023

**Non-Health-Based Violations**

These violations do not usually mean that there was a problem with the water quality. If there had been, we would have notified you immediately. We missed collecting a sample (water quality is unknown), we reported the sample result after the due date, or we did not complete a report/notice by the required date.

Name	Description	Time Period
CHLORINE	FAILURE TO MONITOR AND/OR REPORT	10/01/2023 - 12/31/2023

**Additional Violation Information**

Please share this information with all the other people who drink this water, especially those who may not have received this notice directly (for example, people in apartments, nursing homes, schools, and businesses). You can do this by posting this notice in a public place or distributing copies by hand or mail.

Describe the steps taken to resolve the violation(s), and the anticipated resolution date:

Ruben Salas our ORC has taken proper steps to begin to monitor and properly record the data relating to Chlorine in our drinking water. Records will be held on hand as required by the state for a minimum of three years. The resolution date of this item was 1/1/2024.

**Backflow and Cross-Connection**

We have an inadequate backflow prevention and cross-connection control program. Uncontrolled cross connections can lead to inadvertent contamination of the drinking water.

If applicable, we either have installed or permitted an uncontrolled cross-connection or we experienced a backflow contamination event.

We have ensured that all cross connections have been identified in the system and are tested annually for proper function. This is completed in May of each year by Adrian Agular of Highcountry Utilities.

Signature: Grant Gladson  
Grant Gladson (Jun 25, 2024 12:14 MDT)

Email: wcmdpropmgt@gmail.com







# WCMD Consumer Quality Report for 2023

Final Audit Report

2024-06-25

Created:	2024-06-25
By:	Krystin Oda (krystinodallc@gmail.com)
Status:	Signed
Transaction ID:	CBJCHBCAABAA43704orWyC-K2Rak_7faufXU09Ga3xdY

## "WCMD Consumer Quality Report for 2023" History

-  Document created by Krystin Oda (krystinodallc@gmail.com)  
2024-06-25 - 3:59:30 PM GMT- IP address: 73.203.51.49
-  Document emailed to wcmdpropmgmt@gmail.com for signature  
2024-06-25 - 4:00:46 PM GMT
-  Email viewed by wcmdpropmgmt@gmail.com  
2024-06-25 - 4:47:23 PM GMT- IP address: 172.225.199.73
-  Signer wcmdpropmgmt@gmail.com entered name at signing as Grant Gladson  
2024-06-25 - 6:14:38 PM GMT- IP address: 73.34.56.107
-  Document e-signed by Grant Gladson (wcmdpropmgmt@gmail.com)  
Signature Date: 2024-06-25 - 6:14:40 PM GMT - Time Source: server- IP address: 73.34.56.107
-  Agreement completed.  
2024-06-25 - 6:14:40 PM GMT